

For Your Better Outdoor Living

YARDCOM

For Your Better Outdoor Living



CATALOGUE 2025

Mission

For your better outdoor living

Vision

To lead the way in global outdoor living
And create harmony between humans and nature

Values

Symbiosis	Excellence	Altruism
Innovation	Responsibility	Reflection

By blending nature, art, and social connection,
we aspire to transform courtyards into spaces for life's special
moments—bringing families closer and inspiring peace and harmony.

Table of Contents

Brand Profile

Brand Story	01
Factory & Production	03
Yardcom Technology	07
Certificates.....	08

Outdoor Solutions

Paving Solutions	19
Partition Wall Solutions	27
Entry Solutions	43
Micro-Architecture Solution	55
Outdoor Furnitures	59

Outdoor Lifestyle

Socializing Space	93
Catering Space	95
Horticultural Space	97
Sports and Fitness Space	99

Installation Methods

Decking Series	107
Grille Series.....	108
Screen Series.....	109
Fence Series	110
Gate Series.....	111
Pergola Series	112

Project References

Advancing the Mission Of Better Outdoor Living



Global Bestseller

YARDCOM, headquartered in New Jersey, USA, originated from SYLVANIX, a renowned outdoor lifestyle brand with deep roots in the global market. YARDCOM has been dedicated to leading the outdoor lifestyle industry since its establishment. Committed to sustainability, we provide eco-friendly outdoor products designed for courtyard owners seeking to expand their outdoor spaces and embrace the beauty of life outdoors. Driven by thoughtful design, we strive to meet the diverse functional, emotional, and social needs of users in outdoor spaces, bringing the beauty of outdoor living to families around the world.

2014

Launched the brand Sylvanix, delivering high-quality outdoor products tailored to the North American market.

2019

Entered the Australian market and further expanded our global reach, establishing a network of national agents to serve premium clients.

2020

Successfully expanded from China to Southeast Asia, from the United States to South America, from the United Kingdom to Europe, and across Australia, serving customers from over 30 countries.

2023

The global high-end outdoor living brand Yardcom was officially established, with the aim of leading the global outdoor lifestyle and creating high-quality outdoor living spaces for the global high-end circle.

2024

At Milan Design Week 2024, Yardcom, in collaboration with designer Wu Bin, presented the Pan Garden art installation, leaving behind an Eastern dreamscape written in Modern Oriental style.

Bring life's beauty into the courtyard Marking the outdoors your second home

Offline NFCC Flagship Store

Yardcom's flagship concept store, designed by renowned designer Wu bin, has opened at the Ningbo Fashion Creative Center (NFCC). As our first outdoor lifestyle gallery, it sets the standard for luxury outdoor living. By blending nature into everyday life, comfort with elegance, and indoor with outdoor spaces, it redefines modern outdoor living.



Discover Luxury Outdoor Living

Milan Design Week

During Milan Design Week in April 2024, the institute and the seamless design studio collaborated to create a unique venue with an Eastern atmosphere on the central courtyard of the University of Milan in Italy, called "Panyuan". It not only integrates the concept of coexistence between humans and nature, but also demonstrates the creative combination of modern design and Eastern artistic conception, which is a perfect interpretation of the "ideal outdoor living space" that the courtyard has always adhered to and advocated.



Empowering Quality and Innovation: Our State-of-the-Art Manufacturing Hub

Yardcom is backed by a powerful manufacturing base located in Ningbo, China. Spanning 71,558 square meters, this state-of-the-art facility is designed to offer exceptional supply chain advantages. With a high level of automation—90% of the production processes are fully automated—we ensure efficiency, precision, and consistency throughout production. The facility is equipped with advanced machinery, including ten cutting-edge granulation machines with precise control systems, and an annual production value exceeding 800 million RMB.



Our quality control engineers oversee every step of production, from raw materials to final shipment, adhering strictly to internal standards and client requirements. With robust manufacturing capabilities and meticulous quality assurance, our production base is equipped to meet the evolving demands of the global outdoor products market.

The factory's streamlined workflow includes automated material handling, strict moisture control (below 1%, exceeding industry standards), and seamless integration of storage and extrusion processes, ensuring product consistency and stability at every stage. Our high-capacity storage, flexible packaging solutions, and efficient logistics enable us to meet diverse client demands while maintaining top-tier product quality.



China & U.S. Dual R&D Centers: Leading the Industry with Expertise and Excellence

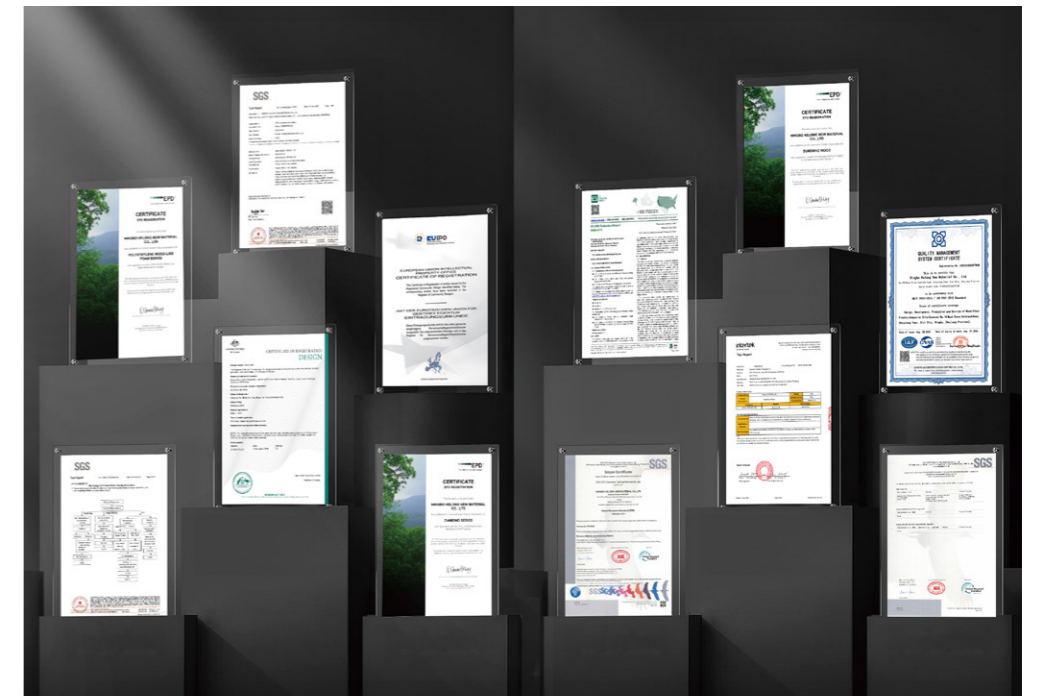
R&D Strength

A world-class R&D team for wood plastic industry products has been established, with dual R&D centers in China and the United States focusing on cutting-edge technology exploration, product innovation development, consumer research. The U.S. R&D center is located in New Jersey, with nearly 20 distribution warehouses built on the east and west coast to meet sales requirements throughout the United States and Canada!



Accredited Certification

Every year, millions of R&D funds are invested to overcome technological barriers, and more than 150 QC tests and independent intellectual property certifications have been obtained so far. We have multiple international ISO system certifications, FSC certifications, EU ROHS, REACH, US ICCES, GRS global recycling standards, EPD environmental product certifications, LCMP low-carbon manufacturing and other related globally renowned system certifications.



Excellent performance, Environmental protection and sustainability

Natural texture

With a super realistic natural wood appearance and warm touch, the Yardcom Sunshine Wood decking can maintain its best condition and texture no matter how long the rainy season, cold winter ice and snow, or scorching heat and sun. Through unique patented technology and formula in the industry, the product has a longer lifespan and easier maintenance. With just a simple rinse, it can achieve a long lasting high-end appearance.

Excellent Performance

360 ° cross-section fully covered structure, self-developed double-sided dual color, excellent craftsmanship, extreme wood-like grain color, woody surface, soft touch. Mild scratches can be repaired, and as the surface is frequently scratched, its elastic and visual effects achieve a self repairing function for scratches, without worrying about being scratched by friction.

Environmental Sustainability

Yardcom always focuses on the sustainable development of ecology, using renewable resources to achieve 100% recycling of all materials, with 80% of raw materials coming from renewable resources. Each ton of Sunshine Wood can reduce wood consumption by 5 square meters, contributing to the protection of the earth's ecology with FSC Forest Stewardship Council certification.



A Sustainable And Beautiful Outdoor Lifestyle



Global forest issues are becoming more and more prominent: forest area is decreasing and forest degradation is intensifying. Forest resources are also declining in quantity (area) and quality (ecosystem diversity). Yardcom has always paid attention to protecting the ecological environment, regarded restoring the beauty of harmony between man and nature as its mission. It is committed to ensuring the long-term use of forest resources and the protection of the ecological environment, and providing users with better quality and beautiful outdoor life solutions.

80% raw materials from renewable resources.

By using a large amount of recycled wood chips, plant fibers, and recycled plastics for secondary processing, and co-extruded with high temperature by professional equipment, Yardcom applies environmental friendly and sustainable materials (more than 80% of the total materials used) to produce supernatural and high-performance outdoor materials.

Durable products with a long service life


The service life of Yardcom products which possess the excellent properties of chemical stability, aging resistance, low temperature resistance, impact resistance, corrosion resistance, and environmental resistance can reach over 25 years on the basis of correct installation and maintenance.

100% recyclable for finished products.

Yardcom products have passed high-quality certifications in countries such as the European Union, North America, and Australia, and have obtained FSC and low-carbon certificates. Renewable resources are utilized, and all materials are 100% recycled. Yardcom is dedicated to the protection of the earth's ecology with its persistent efforts.

Protecting the Earth's ecology by reducing carbon emissions

Having been committed to protecting the ecological environment, Yardcom adopts recyclable and renewable materials during production to reduce deforestation. Each ton of Yardcom Sunshine wood produced reduces CO₂ consumption by 5 m³ of wood, which, based on an annual production of 50,000 tons of wood, reduces carbon emissions by 473,700 tons per year.



Sand Antique Smoke White Mica Ash Silver Grey Charcoal



Chocolate Redwood Ipe Teak Willow Maple

Derived from the natural texture of the touch
Restore the natural and rare original color of wood

Abundant Selections

With abundant wood tones selection, Yardcom provides solutions to users when customization needs arise, while not worrying about the limitation of solid wood materials.

Color Matching Process


Yardcom adopts the industry's unique random color mixing technology to simulate the grain distribution of natural wood. Each item has its unique texture to reproduce the rich and varied vitality of nature. The wood replication technology which use specially designed micro particle inlaid brushes can preserve the true wood grains on the surface while restoring a warm and natural wood touch.



Outdoor Materials

Sunshine Wood

Yardcom Sunshine Wood is different from traditional outdoor solid wood. It has strong weather resistance and durability. It remains like new even going through harsh outdoor climates and does not need any painting and maintenance.



Diamond Wood

Diamond Wood, one of the industry-leading materials developed by Yardcom. With the basis of strong weather resistance advantages of Sunshine Wood, Diamond Wood inner aluminum increases support and ductility. Compared with the cold and hard visual and tactile feeling of sprayed and laminated aluminum alloy, the surface of Diamond Wood obtains more soft and wood-like finish.



Foam Board

Strong weather resistance, closed cell foaming process, low maintenance cost, corrosion resistance, child friendly, environmental friendly and recyclable.





DETAILS


SOLUTIONS

01

PAVING SOLUTIONS



FLOOR




WALL

02

PARTITION SOLUTIONS



FENCE



SCREEN



GRILLE

03

ENTRY SOLUTIONS




ENTRY

04

MICRO-ARCHITECTURE SOLUTIONS




PERGOLA



GALLERY FRAME

05

OUTDOOR FURNITURES



Adirondack



PAVING SOLUTIONS 01

Yardcom Sunshine Wood is different from traditional anti-corrosion wood and ordinary wood plastic composites, with a super realistic natural wood texture and diverse tones. Using special nano modified materials, it has passed the American standard test and achieved a wind resistance of 250FPS (equivalent to 80.67 meters / second), meeting the requirements for application in the largest hurricane zone in the United States. Possessing the life service time from 10 to 25 years, it is strongly weather resistant and durable, without worrying about day-to-day damage caused by wind, rain and extreme weather, or some health issue like formaldehyde release. It can be applied to deckings, claddings, etc. Suitable for multiple occasions, with excellent performance, it allows you to easily have a beautiful courtyard that is incredibly natural and requires no effort to maintain.


Transcending Nature,
Requiring No Maintenance, Lasting As New

PAVING SOLUTIONS

*6000 Hours: E=2.15
*Average Anti-pressure 4574N




The courtyard decorated with the Yardcom Sunshine Wood decking HLSC-002B evokes a wonderful experience of luxury life. It has pixel-level solid wood texture and a long-term warranty period, bringing you a more relaxed and comfortable experience. Regardless of the long rainy season, winter ice and snow, or heat exposure, Yardcom Sunshine Wood decking maintains the best condition and texture, introducing the most beautiful and relaxing outdoor lifestyle into your living space.



Color Selection



Type FLOOR Edge Board Decorative Board Decorative Board



Model	HLSC-002B	HLSC-014B	HLSC-008B	HLSC-009B
Surface	BR6	H12	H12	H12
Length	3.66/4.88/6.1m	3.66/4.88/6.1m	3.66/4.88/6.1m	3.66/4.88/6.1m
Weight	3.65kg/m	3.54kg/m	2.10kg/m	0.88kg/m
Specification	142*22mm	143*22mm	140*12.5mm	70*10mm
Warranty	25-Year Residential	25-Year Residential	25-Year Residential	25-Year Residential

PAVING SOLUTIONS

/DECKING




The surface of HLSC-031F has randomly customized super-imitation natural solid wood grains and authentic texture. In addition to its powerful insect-proof, moisture-proof, high temperature resistant, and corrosion resistant properties, this product also has an enhanced waterproof coating at the bottom of the decking, which is enough to cope with the ever-changing outdoor climate.



Color Selection



Type FLOOR Edge Board Decorative Board Decorative Board









Model	HLSC-031F	HLSC-014B	HLSC-008B	HLSC-009B
Surface	BR6/H12	H12	H12	H12
Length	3.66/4.88/6.1	3.66/4.88/6.1m	3.66/4.88/6.1m	3.66/4.88/6.1m
Weight	3.65kg/m	3.54kg/m	2.10kg/m	0.88kg/m
Specification	142*22mm	143*22mm	140*12.5mm	70*10mm
Warranty	25-Year Residential	25-Year Residential	25-Year Residential	25-Year Residential

PAVING SOLUTIONS

/DECKING




HLHC-003F circular hollow decking is a new type of environmental friendly wood-plastic composite material. The unique circular hollow design not only reduces the weight of the decking, but also improves the durability and stability of the material, while maintaining the natural grain and beauty of the wood. It has a wide range of application that can be used in parks, courtyards, terraces and other outdoor spaces, to provide people with a beautiful, durable, environmental protection and economic decking solution. The size and color can also be adjusted according to specific needs of our valuable customers.

-  Anti-slip
-  Light And Durable
-  Self-repairing For Slight Damages
-  Wood Grain
-  Easy Installation
-  Insect-proof And Ant-proof

Color Selection



Type	FLOOR	Edge Board	Decorative Board	Decorative Board
------	-------	------------	------------------	------------------





Model	HLHC-003F (003B)	HLSC-014B	HLSC-008B	HLSC-009B
Surface	BR6	H12	H12	H12
Length	3.66/4.88/6.1m	3.66/4.88/6.1m	3.66/4.88/6.1m	3.66/4.88/6.1m
Weight	2.76kg/m	3.54kg/m	2.10kg/m	0.88kg/m
Specification	142*22mm	143*22mm	140*12.5mm	70*10mm
Warranty	10-Year Residential	25-Year Residential	25-Year Residential	25-Year Residential

Color Dual color on double sided
(Single color on single side)




GAP 3.5-4MM CLIP

*Applicable for HLSC-002B HLSC- 031F、HLHC-003B、HLHC-003F

Model	HLPM-037-3(B)	HLPM-039-2(B)	HLPM-075(B)
			
Type	Starting clip	Movable clip	Fixed clip
Color	Black	Black	Black
Specification	28.5*25*10.5mm	43*38*10.92mm	45*24.2*10.6mm
Material	Metal	Metal	Metal

GAP 6MM CLIP

*Applicable for HLSC-002B HLSC- 031F、HLHC-003B、HLHC-003F

Model	HLPM-037-3(B)	HLPP-036-2(F/G)	HLPM-059(B)
			
Type	Starting clip	Movable clip	Fixed clip
Color	Black	Black	Black
Specification	28.5*25*10.5mm	39*18*12mm	18.2*18.1*11.5mm
Material	Metal	Plastic	Metal

Professional and complete accessories

Yardcom decking is easy to install, more efficient and convenient. An abundant and comprehensive accessory system can meet the challenge of the expansion and contraction of outdoor decking in various weather conditions, providing you with a good customer experience without worrying about damaged by harsh weather conditions.



PAVING SOLUTIONS

/WALL CLADDING



Yardcom Sunshine Wood is fully compatible with two extremely different materials, plant fibers and plastics. The appearance, grain, and touch are extremely close to solid wood, with strong weather resistance and durability, bringing a beautiful courtyard that is incredibly natural and maintenance free to your life.



Color Selection



Type	Wall Cladding	I-SHAPED	Edge board	External Board	Internal Board
Model	HLYC-017F-V2	HLYC-013F	HLYC-014F	HLYC-015F	HLYC-016F
Surface	BR6	BR6	BR6	BR6	BR6
Length	3.66m	3.66m	3.66m	3.66m	3.66m
Weight	1.95kg/m	1.36kg/m	1.55kg/m	2.41kg/m	1.12kg/m
Specification	168*24mm	475*38.5mm	36*88.5mm	58.5*58.5mm	42*39mm
Warranty	25-Year Residential	25-Year Residential	25-Year Residential	25-Year Residential	25-Year Residential

PAVING SOLUTIONS

/GREAT WALL CLADDING



The design concept is different from that of traditional cement and ceramic tile materials. Yardcom Great Wall cladding, with its unique natural texture, excellent weather resistance, low maintenance cost, and environmental sustainable features, can withstand wind and rain, create an eternal wall solution for modern families.



Color Selection



Type	Great Wall Cladding	I-SHAPED	Edge board	Internal Board	External Board
Model	HLYC-018F	HLYC-013F	HLYC-019F	HLYC-020F	HLYC-021F
Surface	BR6	BR6	BR6	BR6	BR6
Length	3.66m	3.66m	3.66m	3.66m	3.66m
Weight	2.14kg/m	1.36kg/m	1.99kg/m	1.34kg/m	2.25kg/m
Specification	155*24mm	475*38.5mm	35*69mm	35*33.5mm	35*35mm
Warranty	25-Year Residential	25-Year Residential	25-Year Residential	25-Year Residential	25-Year Residential



PARTITION WALL SOLUTIONS

Yardcom Diamond Wood innovatively combines the advantages of sunshine wood and aluminum alloy, restoring the natural color and texture of solid wood while increasing the support and ductility with aluminum alloy inside. Compared with traditional aluminum alloy, Diamond Wood is softer and more weather resistant. It can be used in various occasions such as grilles, screens, fences, etc., providing multiple solutions for courtyard partitions and exterior wall decorations. Derived fun from spaces and atmosphere between the contrast of reality and illusion, light and shadow, it creates a new generation of architectural aesthetics.

Luxury And Durable
A Masterpiece Of Aesthetics


PARTITION WALL SOLUTIONS

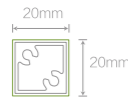
/DIAMOND WOOD




Yardcom Diamond Wood pixel-level imitation wood texture, derived from nature while surpassing nature. Lighter and harder, with stronger ductility, it can be applied to diverse application scenarios, assembled and created into products such as gates, fences, pavilions, and pergolas. Eight alternative series that can be freely and flexibly assembled for convenient and fast installation. With a professional accessory system, it meets different demands of your outdoor space, expanding more possibilities for your courtyard.

Color Selection - Color can be customized



Model	HLLS-040	HLLS-002	HLLS-022	HLLS-001-2	HLLS-041
					
Surface	BR6	BR6	BR6	BR6	BR6
Length	4.1/6.1m	4.1/6.1m	4.1/6.1m	4.1/6.1m	4.1/6.1m
Weight	0.42kg/m	0.899kg/m	1.175kg/m	0.936kg/m	1.345kg/m
Specification	20*20mm	40*20mm	60*40mm	80*20mm	100*25mm
Warranty	25-Year Residential	25-Year Residential	25-Year Residential	25-Year Residential	25-Year Residential

Model	HLLS-042	HLLS-039	HLLS-023	HLLS-046
				
Surface	BR6	BR6	BR6	BR6
Length	4.1/6.1m	4.1/6.1m	4.1/6.1m	4.1/6.1m
Weight	1.721kg/m	1.664kg/m	2.143kg/m	2.095kg/m
Specification	120*40mm	100*50mm	150*60mm	150*60mm
Warranty	25-Year Residential	25-Year Residential	25-Year Residential	25-Year Residential



Grille Series

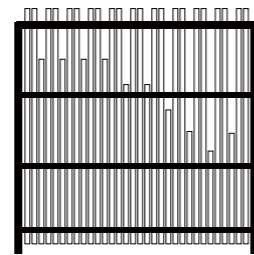
Partially hidden and Partially visible

Different from screens, grilles can spread a larger area of partition walls for the privacy space, and Yardcom Diamond wood enhances the natural feeling and stability of the grille to a higher level. It captures a transparent courtyard view while creating a visual barrier to protect privacy at the same time.




Facade Grille

As the exterior layer of a building, the facade grille blocks direct sunlight and creates the contrast of light and shadow. Multiple combinations of contrast provides a certain degree of enclosure, protecting the interior of the building from external disturbance.








CEILING GRILLE

The ceiling grille enriches the sense of hierarchy in indoor space, eliminates emptiness, and enhances the sense of spatial lines and hierarchy. The natural wood grain surface endows the space with a natural and primitive flavour, allowing the building to reveal a unique taste that is calm and stylish.




ACCESSORIES

Model	HLPK-0211	HLPK-0185	HLPK-0186	/
				
Type	U-Bracket Made	L-Type Bracket Made	L-Type Bracket Made	End Cap
Color	Black	Black	Black	6 colors
Specification	58*45*40*2mm	40*25*15*2mm	40*25*15*2mm	Matching with aluminum-plastic profiles
Material	304 Stainless Steel	304 Stainless Steel	304 Stainless Steel	Aluminum Alloy





Model	HLPK-0168	HLPM-094(B)	/	/	/
					
Type	M6 Cross-Head Bolt	Expansion Bolt	Allen Cap Screw	Countersunk Head Screw	Stainless Steel Bolt Set
Color	/	/	Black	/	/
Specification	M6*16mm	M6*100mm	28.5*25*10.5mm	/	/
Material	304 Stainless Steel	304 Stainless Steel	Metal	/	/






Comprehensive accessory system

With multiple installation combinations, supported by specialized accessories, Grille series products are capable of catering to various applications. With worrying about drilling or accessory application issues, we can provide a one-stop solution for you.



ACCESSORIES

Model	HLPK-0096	HLPK-0106	/	/
				
Type	Countersunk Hex Socket Screw	Expansion Bolt	Pan Head Screw	Screw Hole Cap
Color	Natural Color	/	/	/
Specification	M6*10	M6*60	/	/
Material	/	/	/	Rubber

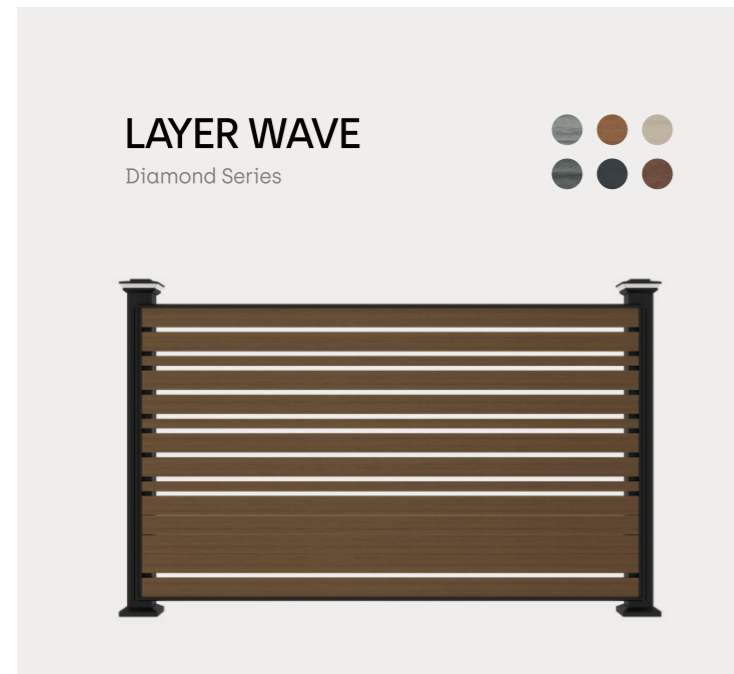
Model	/	/	/	/	HLPK-0095
					
Type	Screen Upper Support Arm	Screen Lower Support Arm	Top Pivot Shaft	Floor Spring	Angle Bracket
Color	/	/	/	/	/
Specification	/	/	/	/	70*70*8
Material	/	/	/	/	AluminumAlloy




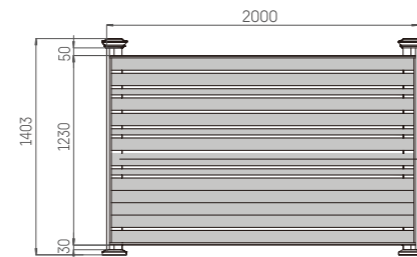
Fence Series

Demarcate a private space within nature


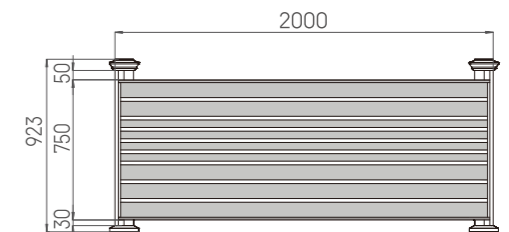
Yardcom fences create a private area in nature, combining privacy with natural beauty, and offering easy maintenance and enduring beauty for you, your family and friends to enjoy an undisturbed courtyard life.



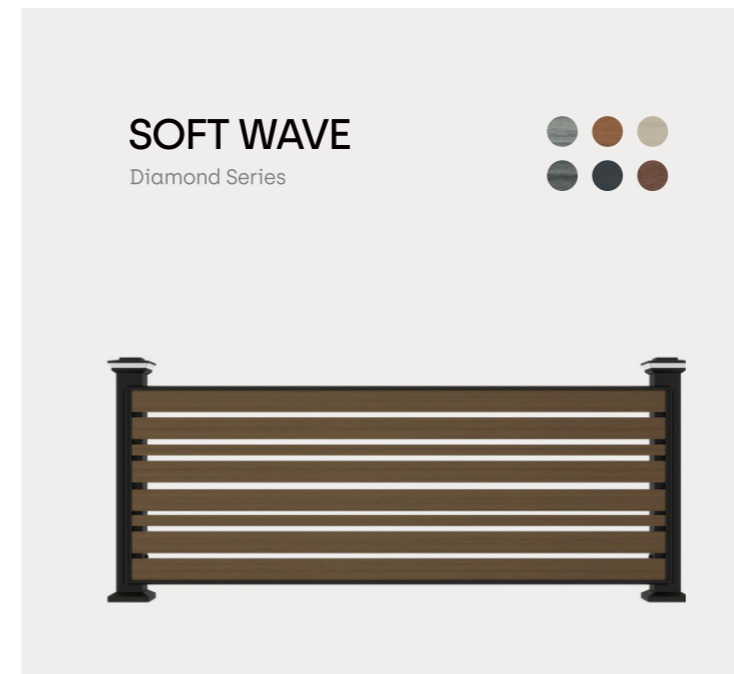
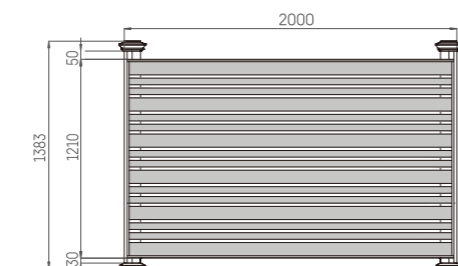
Model	HLLS-PL-FF-001-001
Dimensions (mm)	2000*1403
Installation Method	90°/180° Installation
Material	Aluminum Alloy Yardcom Diamond Wood
Size Range	Width ≤2600mm Height ≤1800mm
Warranty	25-Year Residential



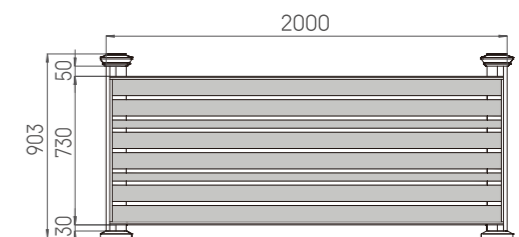
Model	HLLS-PL-FF-001-021
Dimensions (mm)	2000*923
Installation Method	90°/180° Installation
Material	Aluminum Alloy Yardcom Diamond Wood
Size Range	Width ≤2600mm Height ≤1800mm
Warranty	25-Year Residential




Model	HLLS-PL-FF-001-004
Dimensions (mm)	2000*1383
Installation Method	90°/180° Installation
Material	Aluminum Alloy Yardcom Diamond Wood
Size Range	Width ≤2600mm Height ≤1800mm
Warranty	25-Year Residential




Model	HLLS-PL-FF-001-022
Dimensions (mm)	2000*903
Installation Method	90°/180° Installation
Material	Aluminum Alloy Yardcom Diamond Wood
Size Range	Width ≤2600mm Height ≤1800mm
Warranty	25-Year Residential

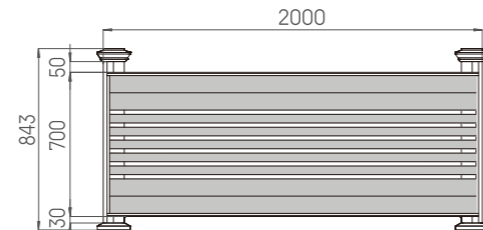





SUPERIMPOSED WAVE
Diamond Series



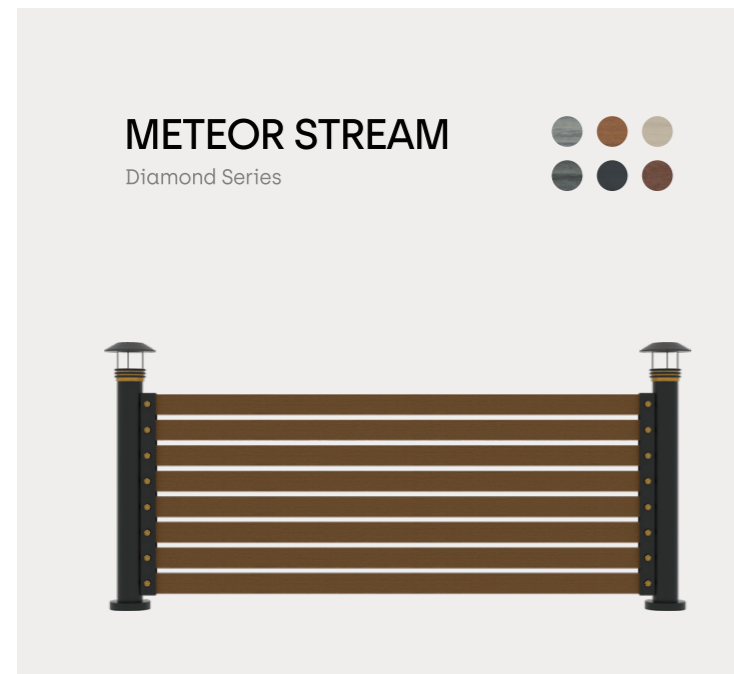
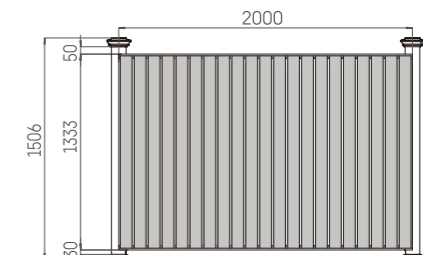
Model	HLLS-PL-FF-001-023
Dimensions (mm)	2000*843
Installation Method	90°/180° Installation
Material	Aluminum Alloy Yardcom Diamond Wood
Size Range	Width ≤2600mm Height ≤1800mm
Warranty	25-Year Residential




LIGHT SMOKE
Diamond Series




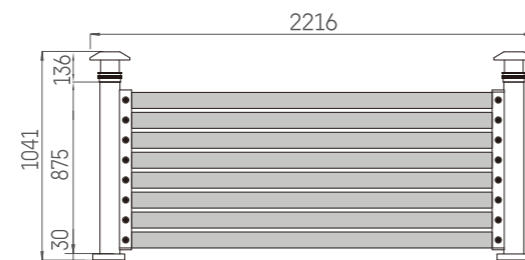
Model	HLLS-PT-GN-001-001
Dimensions (mm)	2000*1506
Installation Method	90°/180° Installation
Material	Aluminum Alloy Yardcom Diamond Wood
Size Range	Width ≤3000mm Height ≤1800mm
Warranty	25-Year Residential




METEOR STREAM
Diamond Series



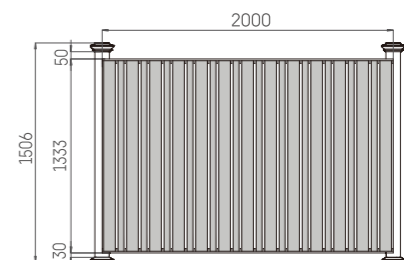
Model	HLLS-PL-FS-001-001
Dimensions (mm)	2216*1041
Installation Method	Random angle Installation
Material	Brass Yarcom Diamond Wood
Size Range	Width ≤2000mm Height ≤1800mm
Warranty	25-Year Residential



FALLING SPRING
Diamond Series





Model	HLLS-PT-GN-001-004
Dimensions (mm)	2000*1506
Installation Method	90°/180° Installation
Material	Aluminum Alloy Yardcom Diamond Wood
Size Range	Width ≤3000mm Height ≤1800mm
Warranty	25-Year Residential

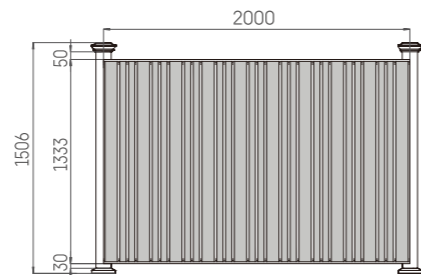


GALAXY

Diamond Series





Model	HLLS-PT-GN-001-007
Dimensions (mm)	2000*1506
Installation Method	90°/180° Installation
Material	Aluminum Alloy Yardcom Diamond Wood
Size Range	Width ≤ 3000mm Height ≤ 1800mm
Warranty	25-Year Residential

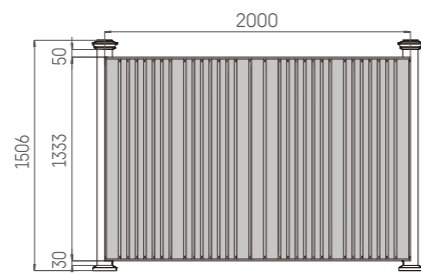


TORRENT

Diamond Series



Model	HLLS-PT-GN-001-010
Dimensions (mm)	2000*1506
Installation Method	90°/180° Installation
Material	Aluminum Alloy Yardcom Diamond Wood
Size Range	Width ≤ 3000mm Height ≤ 1800mm
Warranty	25-Year Residential





ENRTY SOLUTIONS

A gate is the "facade" of a courtyard, bridging the inner and outer worlds. Unlike traditional iron doors that are prone to rust and exude a cold visual impression, Yardcom gates are "tender outside and tough inside", the natural wood finish outside is more compatible with the whole yard, and can withstand the sun and rain. With the support of aluminum inside, they are stable and durable to endure the time and weather.

Open with A More Stylish Gate




#THE IMAGE IS SOURCED FROM THE INTERNET


Entry Solutions

A Sustainable Choice Aligned with Nature.


Yardcom entrance gates blend the warm touch of natural wood with modern technological protection, preserving the natural rhythm of the wood grain while eliminating the troubles of decay and corrosion. Each gate is a harmonious coexistence of nature and art, adding a touch of warmth and texture to your home, enduring over time, making every step of the way home a fabulous experience.




Model	HLLS-N-008-001-001
Dimensions (mm)	1113*1480
Gate Lock	Password Lock Mechanical Lock
Size Range	Gate Width ≤ 900mm GateG Height ≤ 1600mm
Warranty	25-Year Residential




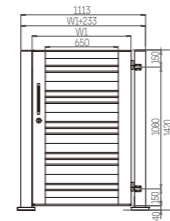
Model	HLLS-N-008-001-002
Dimensions (mm)	1113*1420
Gate Lock	Password Lock Mechanical Lock
Size Range	Gate Width ≤ 900mm GateG Height ≤ 1600mm
Warranty	25-Year Residential




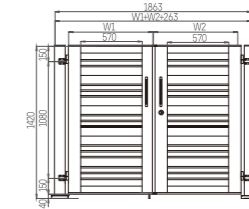
Model	HLLS-N-008-001-003
Dimensions (mm)	1113*1420
Gate Lock	Password Lock Mechanical Lock
Size Range	Gate Width ≤ 900mm GateG Height ≤ 1600mm
Warranty	25-Year Residential




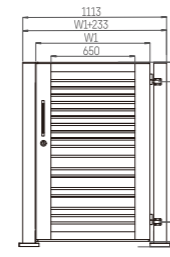
Model	HLLS-N-008-001-004
Dimensions (mm)	1113*1420
Gate Lock	Password Lock Mechanical Lock
Size Range	Gate Width ≤ 900mm GateG Height ≤ 1600mm
Warranty	25-Year Residential




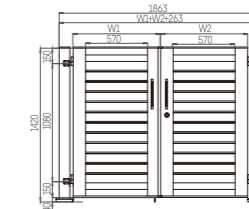
Model	HLLS-K-008-001-002
Dimensions (mm)	1863*1420
Gate Lock	Password Lock Mechanical Lock
Size Range	Gate Width ≤ 900mm GateG Height ≤ 1600mm
Warranty	25-Year Residential




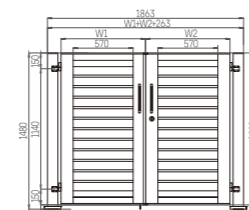
Model	HLLS-N-008-001-005
Dimensions (mm)	1113*1420
Gate Lock	Password Lock Mechanical Lock
Size Range	Gate Width ≤ 900mm GateG Height ≤ 1600mm
Warranty	25-Year Residential



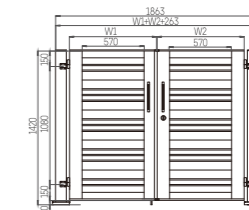
Model	HLLS-K-008-001-003
Dimensions (mm)	1863*1420
Gate Lock	Password Lock Mechanical Lock
Size Range	Gate Width ≤ 900mm GateG Height ≤ 1600mm
Warranty	25-Year Residential



Model	HLLS-K-008-001-001
Dimensions (mm)	1863*1480
Gate Lock	Password Lock Mechanical Lock
Size Range	Gate Width ≤ 900mm GateG Height ≤ 1600mm
Warranty	25-Year Residential

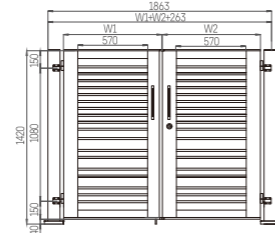


Model	HLLS-K-008-001-004
Dimensions (mm)	1863*1420
Gate Lock	Password Lock Mechanical Lock
Size Range	Gate Width ≤ 900mm GateG Height ≤ 1600mm
Warranty	25-Year Residential


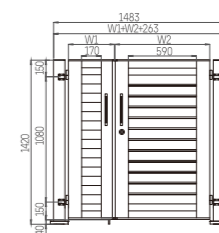




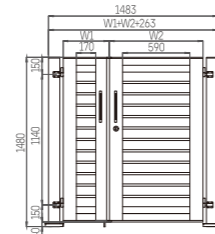
Model	HLLS-K-008-001-005
Dimensions (mm)	1863*1420
Gate Lock	Password Lock Mechanical Lock
Size Range	Gate Width ≤ 900mm GateG Height ≤ 1600mm
Warranty	25-Year Residential




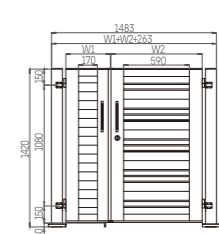
Model	HLLS-M-008-001-003
Dimensions (mm)	1483*1420
Gate Lock	Password Lock Mechanical Lock
Size Range	Gate Width ≤ 900mm GateG Height ≤ 1600mm
Warranty	25-Year Residential




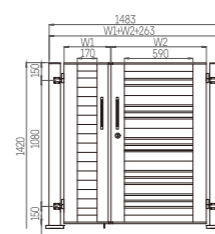
Model	HLLS-M-008-001-001
Dimensions (mm)	1483*1480
Gate Lock	Password Lock Mechanical Lock
Size Range	Gate Width ≤ 900mm GateG Height ≤ 1600mm
Warranty	25-Year Residential



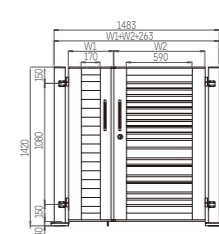
Model	HLLS-M-008-001-004
Dimensions (mm)	1483*1420
Gate Lock	Password Lock Mechanical Lock
Size Range	Gate Width ≤ 900mm GateG Height ≤ 1600mm
Warranty	25-Year Residential




Model	HLLS-M-008-001-002
Dimensions (mm)	1483*1420
Gate Lock	Password Lock Mechanical Lock
Size Range	Gate Width ≤ 900mm GateG Height ≤ 1600mm
Warranty	25-Year Residential


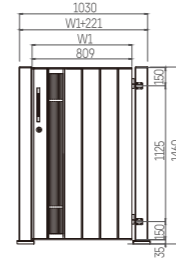


Model	HLLS-M-008-001-005
Dimensions (mm)	1483*1420
Gate Lock	Password Lock Mechanical Lock
Size Range	Gate Width ≤ 900mm GateG Height ≤ 1600mm
Warranty	25-Year Residential


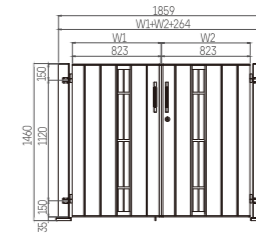





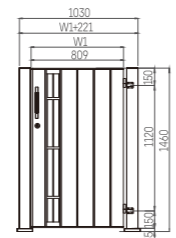
Model	HLLS-N-009-001-001
Dimensions (mm)	1030*1460
Gate Lock	Password Lock Mechanical Lock
Size Range	Gate Width ≤ 900mm GateG Height ≤ 1600mm
Warranty	25-Year Residential




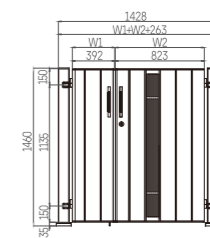
Model	HLLS-K-009-001-002
Dimensions (mm)	1859*1460
Gate Lock	Password Lock Mechanical Lock
Size Range	Gate Width ≤ 900mm GateG Height ≤ 1600mm
Warranty	25-Year Residential




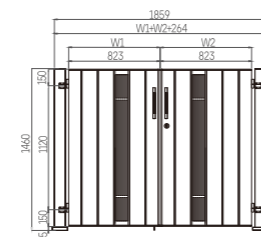
Model	HLLS-N-009-002-001
Dimensions (mm)	1030*1460
Gate Lock	Password Lock Mechanical Lock
Size Range	Gate Width ≤ 900mm GateG Height ≤ 1600mm
Warranty	25-Year Residential



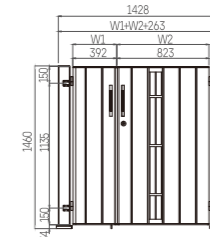
Model	HLLS-M-009-001-001
Dimensions (mm)	1428*1460
Gate Lock	Password Lock Mechanical Lock
Size Range	Gate Width ≤ 900mm GateG Height ≤ 1600mm
Warranty	25-Year Residential



Model	HLLS-K-009-001-001
Dimensions (mm)	1859*1460
Gate Lock	Password Lock Mechanical Lock
Size Range	Gate Width ≤ 900mm GateG Height ≤ 1600mm
Warranty	25-Year Residential



Model	HLLS-M-009-001-002
Dimensions (mm)	1428*1460
Gate Lock	Password Lock Mechanical Lock
Size Range	Gate Width ≤ 900mm GateG Height ≤ 1600mm
Warranty	25-Year Residential



ACCESSORIES

Entry Solutions

Model	/	HLPK-0029	HLPK-0021-V1	HLPK-0061	/	/
						
Type	Lamp Post [with lights]	Post Cover [without lamp]	Post Bottom Cap	Post Base	Three-dimensional Hinge [post]	Three-dimensional Hinge [Gate]
Color	/	Black	Black	Black	Black	Black
Specification	/	99*66*32mm	149*149*30mm	99*99*210mm	/	/
Material	/	Aluminum Alloy	/	Steel Plate	/	/

Model	/	HLPK-0063	/	HLPK-0036	/	/
						
Type	Gate	Handle Lock [optional]	Single Bolt Lock [optional]	Coded Lock	Stopper Strip	Screw
Color	/	Natural Color	Natural Color	White/Black	/	Natural Color
Specification	/	/	/	270*40*275mm	/	M5*16mm
Material	/	304 Stainless Steel	304 Stainless Steel	Aluminum Alloy	/	304 Stainless Steel

Model	/	/	/	/	HLPK-0040	/
						
Type	End Capt	Decorative Strip	Ground Pin Plug	Hinge Spacer [post]	Hinge Spacer [square]	Expansion Screws
Color	Black	/	/	Natural Color	Natural Color	/
Specification	/	/	/	/	80*60*3	/
Material	/	/	/	/	/	/





LANDSCAPING SOLUTIONS

Pavilion is an ideal space to enjoy moments of relaxation in the courtyard, while pergola can connect different areas of the courtyard and also provides a space for rest with the protection from the sun and wind. Yardcom pavilions are made from innovative Diamond wood, which combining the natural temperature with a firm inner core, and enjoying authentic wood grain texture that restores the original color of wood. Without worrying about the erosion from wind and rain, they possess a natural wood-like texture and anti-aging durability, make you free from the trouble of maintenance, while enhancing comfort and elegance to the courtyard at the same time.

Shelter From The Sun And Wind




Micro Construction Solutions

A Sustainable Choice Aligned with Nature.

Whether you are sunbathing or spending time with your family over a cup of coffee, pergola creates a natural and relaxing space that adds grace and warmth to the courtyard.

PERGOLA



The aluminum alloy beam of Yardcom diamond wood pergola is thickened and widened, with super bearing capacity and stronger structure. The surface is painted with Austrian tiger brand powder, ensuring fine texture, warm luster and strong weather resistance. Combined the natural wood texture with Yardcom Diamond wood, it brings natural beauty to your life.




Model G-001

Dimensions (mm) 3000*4000*2850

Limit Size (mm) Height ≤ 3050mm
Width ≤ 4000mm

Dimensions (mm)





05 OUTDOOR SOLUTIONS

To enhance the quality of outdoor life, we focus on developing a series of furniture products that can bring a comfortable atmosphere to outdoor spaces. Through outdoor solutions, we aim to provide family members with a relaxing outdoor experience, enjoy the fun of hosting a party, immerse yourself in nature while drinking coffee and reading, and make your home better integrate into nature.

Open with A More Stylish Gate



Outdoor Solutions

Great outdoor living requires no maintenance

To relax on the patio and enjoy the sunshine, you need this comfortable Yardcom chair. The high-performance materials make it healthier and more durable than ordinary chairs, and will last as the new despite exposure to the sun and rain. Not only good for private gardens and terraces, but also good for various spaces like swimming pools and beaches.

Adirondack Chair

Our design takes strength into account with lightweight design, possessing with brighter color, denser texture and better performance. The density of the product is about 0.78g/cm³, and the color is durable and not easy to fade after 2000 hours of artificial accelerated aging test. Excellent material performance, acid and alkali resistance and conventional chemicals, the surface of the product has a dense layer, high impact resistance, better pressure resistance than conventional foam products. The product adopts "closed cell foam" process, with uniform foaming and good mechanical performance, and has better resistance to repeated disturbance in terms of screw force, without local weaknesses. The product is anti-mold, anti-fungal, good dirt resistance, easy to clean, and easy to maintain.

High weatherability
Not affected by bad weather, sun or rain

Low maintenance
Anti-termite, anti-mold and anti-fungus, clean in simple way

2000 hours test
Rigorous sampling and testing, no fading or aging

Anti-corrosion
Better chemical stability and is resistant to acid and alkali chemical corrosion

Kid-friendly
Exclude PVC, BPA, BPS, BPF, BFDG, safe to children

Green and recyclable
100% recycled and recyclable material used

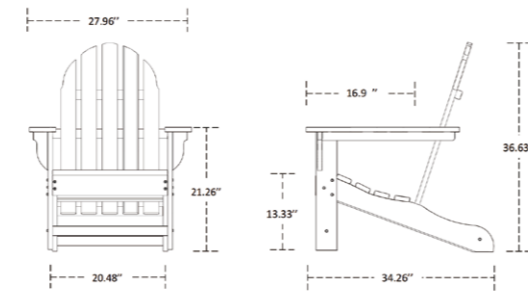
Closed cell foaming process
Density up to 0.78g/cm³, uniform load-bearing, more impact-resistant and pressure-resistant

Model	HLFP-T-GH-A01
Dimensions (mm)	748*772.7*947.6
Color	




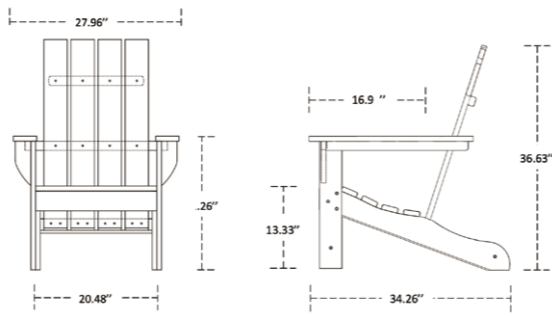
Model HLFP-T-A02

Dimensions (mm) 710*789*930.3



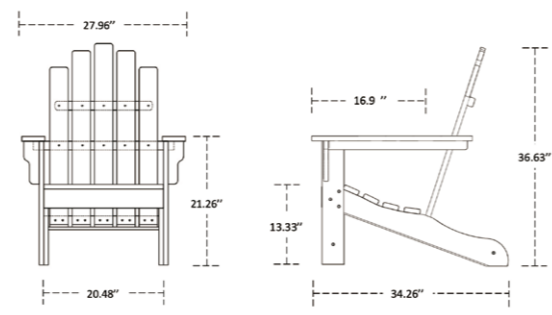
Model HLFP-T-A03

Dimensions (mm) 710*789*930.3



Model HLFP-T-A04

Dimensions (mm) 710*789*930.3





Yardcom X WuBin · Dawn White Series

The Dawn White Series draws inspiration from the gentle light of early morning, symbolizing new beginnings. This collection embraces simplicity and grace, with designs that reflect nature's quiet elegance. Each piece is crafted to foster a peaceful connection between your outdoor space and the natural world.



Dawn White Series · Lamp

Dimension	633*614*1902 mm
Wattage	2*60W
Material	HDPE, Stainless Steel Base, German Intergrated Light Source
Feature	Integrated Control System, Mobile Dimming Control, App Remote Control, Bluetooth/WiFi Connectivity
Description	Design Inspired by the elegant curves of the traditional plum vase, with broad shoulders and a slender base, the lamp embodies both strength and delicate eastern grace. It reinterprets the refined beauty of classic eastern artifacts through a contemporary lens, offering a pure, understated aesthetic with a unique character.



Yardcom X Wu Bin · Ink Series

"Know the white, yet embrace the black." In the balance of black and white, the essence of eastern ink art is expressed, capturing a grand and serene beauty. The Ink Series embodies both stillness and movement. Its calm, deep hues evoke a sense of quiet elegance, seamlessly merging outdoor living with the peaceful, natural landscapes around us.




Ink Series · Round Stool

Dimension	350*350*450 mm
Material	Dupont Stone with high weather resistance
Feature	Crafted from natural stone powder and SGS eco-friendly resin under high pressure
Description	Inspired by nature's beauty, the design features a unique interplay of ink-like blocks, creating dynamic, organic forms. Each piece is one of a kind, reflecting the eastern philosophy of simplicity and balance while adding a refined touch to any space.



Wild Luxury Original Series · Coffee Table

Dimension	1888*778*710 mm
Function	Internal Storage Space, Built-in Drainage Function
Material	10mm 304 Stainless Steel
Feature	Hammered Finish with Oxidized, Antiqued Effect
Description	Inspired by the flowing freedom of water in nature, the design captures its fluidity and grace, creating a sense of lightness and beauty. It allows you to enjoy a moment of tranquility, as if immersed in the serene harmony of mountains and rivers.



Wild Luxury Original Series · End Table

Dimension	883*545*600 mm
Function	Internal Storage Space
Material	5mm 304 Stainless Steel
Feature	Hammered Finish with Oxidized, Antiqued Effect
Description	Inspired by the flowing freedom of water in nature, the design captures its fluidity and grace, creating a sense of lightness and beauty. It allows you to enjoy a moment of tranquility, as if immersed in the serene harmony of mountains and rivers.



Wild Luxury Original Series · Ladder Back Chair

Dimension	580*617*1400 mm
Material	1.5mm 304 Stainless Steel, Imported Sunbrella Outdoor Materials
Feature	Hammered Finish with Oxidized, Antiqued Effect
Description	With a touch of natural elegance, the chair blends modern art with subtle eastern charm. It invites moments of tea brewing and tasting, creating a peaceful space to nurture the mind and soul, where tranquility and inner calm can be found.





Yardcom X Wu Bin · Bamboo Series

The evergreen pine endures through time, free from the constraints of past and present; the clear segments of bamboo represent the harmony between heaven and earth. Inspired by the bamboo joint, the series embodies the timeless order of the seasons, reflecting a return to simplicity, highlighting the effortless beauty of nature, while symbolizing growth and progression.



Bamboo Series · Single Sofa

Dimension	580*617*1400 mm
Material	Aluminum Alloy Frame, Quick-Dry&Water-Repellent Foam, Sunbrella Outdoor Fabric
Feature	Outdoor Rattan Weaving Technics, Crafted Aluminum Castings, Roman Black Antique Bronze Finsh
Description	The flexible design creates a comfortable and relaxed space, where you can sit or lie back and fully enjoy the freedom of movement. The backrest features a soft, elastic mesh with a "handwoven" feel, offering both comfort and practicality, adapting to a variety of living scenarios.



Bamboo Series · Loveseat

Dimension	1350*955*830 mm
Material	Aluminum Alloy Frame, Quick-Dry&Water-Repellent Foam, Sunbrella Outdoor Fabric
Feature	Outdoor Rattan Weaving Technics, Crafted Aluminum Castings Roman Black Antique Bronze Finsh
Description	The flexible design creates a comfortable and relaxed space, where you can sit or lie back and fully enjoy the freedom of movement.The backrest features a soft, elastic mesh with a "handwoven"feel, offering both comfort and practicality, adapting to a variety of living scenarios.



Bamboo Series · Chaise Lounge

Dimension	1800*1100*830 mm
Material	Aluminum Alloy Frame, Quick-Dry&Water-Repellent Foam, Sunbrella Outdoor Fabric
Feature	Outdoor Rattan Weaving Technics, Crafted Aluminum Castings, Roman Black Antique Bronze Finsh
Description	The flexible design creates a comfortable and relaxed space, where you can sit or lie back and fully enjoy the freedom of movement.The backrest features a soft, elastic mesh with a "handwoven"feel, offering both comfort and practicality, adapting to a variety of living scenarios.



Bamboo Series · Corner Sofa

Dimension	1795*1044*830 mm
Material	Aluminum Alloy Frame, Quick-Dry&Water-Repellent Foam, Sunbrella Outdoor Fabric
Feature	Outdoor Rattan Weaving Technics, Crafted Aluminum Castings Roman Black Antique Bronze Finsh
Description	The flexible design creates a comfortable and relaxed space, where you can sit or lie back and fully enjoy the freedom of movement.The backrest features a soft, elastic mesh with a "handwoven"feel, offering both comfort and practicality, adapting to a variety of living scenarios.



Bamboo Series · Couch

Dimension	2200*955*830 mm
Material	Aluminum Alloy Frame, Quick-Dry&Water-Repellent Foam, Sunbrella Outdoor Fabric
Feature	Outdoor Rattan Weaving Technics, Crafted Aluminum Castings Roman Black Antique Bronze Finsh
Description	The flexible design creates a comfortable and relaxed space, where you can sit or lie back and fully enjoy the freedom of movement.The backrest features a soft, elastic mesh with a "handwoven"feel, offering both comfort and practicality, adapting to a variety of living scenarios.



Bamboo Series · Coffee Table

Dimension	1716.6*900*280 mm
Item Weight	51.5KG
Maximum Load Capacity	150KG
Material	HPL Polymer Material, Aluminum Extrusions
Feature	Polymeric Hot Pressing Technics, Roman Antique Bronze Finish

Description Inspired by traditional Chinese eaves and corridors, the design reflects a sense of dignity and vitality. It cleverly integrates the form of bamboo joints, blending humility with elegant charm. The tabletop draws inspiration from garden stone paths, with intricate stone patterns that bring a natural, timeless charm to the piece.



Bamboo Series · End Table

Dimension	900*595*280 mm
Item Weight	25.5KG
Maximum Load Capacity	150KG
Material	HPL Polymer Material, Aluminum Extrusions
Feature	Polymeric Hot Pressing Technics, Roman Antique Bronze Finish

Description Inspired by traditional Chinese eaves and corridors, the design reflects a sense of dignity and vitality. It cleverly integrates the form of bamboo joints, blending humility with elegant charm. The tabletop draws inspiration from garden stone paths, with intricate stone patterns that bring a natural, timeless charm to the piece.



Bamboo Series · Bar Stool

Dimension	450*370*720 mm
Material	Tiger UV-Resistant Outdoor Coating, Bionic Outdoor Foam Imported Sunbrella Outdoor Fabric, Crafted Aluminum Alloy
Feature	Aluminum Structure, Roman Black Antique Bronze Finish
Description	Inspired by the aesthetic of traditional Chinese brackets and eaves, the design carries the rich history of flying eaves. Drawing from the bamboo joint motif, it captures the romantic poetry of the harmonious union between heaven and earth.





Yardcom X Wu Bin · Zither Series

Modern Oriental elegance woven into luxury, the design starts from the strings, blending the rich heritage of Eastern culture with contemporary art. It harmoniously merges exquisite craftsmanship with aesthetic beauty. The weaving process not only conveys a sense of artistic spirit but also extends and evolves cultural traditions, where the threads intertwine, flowing with limitless creativity born from the fusion of nature and art.



Zither Series · Dining Table

Dimension	1200*1200*750 mm
Item Weight	96.1kg
Load Capacity	100kg
Material	HPL Polymeric Material, Aluminum Extrusions Natural Marble, 304 Stainless Steel Base
Feature	Polymeric Hot Pressing Technics, Tiger UV-Resistant Outdoor Coating
Description	The countertop design takes inspiration from the ancient "Paper Horse" woodblock prints of Yunnan's Bai culture, combining the essence of natural landscapes and stone textures. It captures a sense of romantic, untamed luxury while striking a perfect balance between the tradition of Eastern aesthetics and contemporary innovation.



Zither Series · Cane Chair

Dimension	780*900*930 mm
Material	Tiger UV-Resistant Outdoor Coating, Aluminum Extrusions
Feature	Outdoor Rattan Weaving Technics, Ultra high-Pressure Curved Tubing 3D Printing
Description	The Ming and Qing dynasty chair is renowned for its graceful and fluid design, resembling the expressive brushstrokes in traditional Chinese ink painting. The lounge chair reinterprets Eastern craftsmanship through contemporary design principles, achieving a harmonious blend of ancient simplicity and rustic charm.



Zither Series · Side Chair

Dimension	560*615*860 mm
Material	Tiger UV-Resistant Outdoor Coating, Aluminum Extrusions
Feature	Outdoor Rattan Weaving Technics, Ultra high-Pressure Curved Tubing 3D Printing
Description	The form draws inspiration from traditional Eastern chair structures, infused with contemporary design aesthetics and innovative weaving techniques. The chair's elegant, dignified shape, with its smooth, flowing lines, showcases craftsmanship that revives the artistry of Eastern aesthetics.



Wild Luxury Original Series

The Wild Luxury Original Series embraces the beauty of nature, creating a comfortable environment. With its unique texture and luxurious feel, it brings personality and charm to outdoor living spaces.



Wild Luxury Original Series · Kitchen Island

Dimension	2400*1100*1000 mm
Item Weight	444.8KG
Wattage	7000W
Noise Level	30-58 db (Whisper-Level Silence)
Material	Super Crystal Panel, 304 Stainless Steel Material
Function	Intergrated Cooking & Dining System, Automatic Temperature Control System Far-Infrared Heating
Description	Inspired by the traditional philosophy of "nothingness is something," the island incorporates the art of inclusivity into its design. With a modern, refined luxury and a natural, rustic aesthetic, it offers a unique interpretation of outdoor cooking.



Wild Luxury Original Series · Cantilever Patio Umbrella

Dimension (Shading Area)	2500*2500*2915 mm
Material	Imported Sunbrella Outdoor Fabric, A-Grade Black Gold Sandstone Base 304 Stainless Steel
Wind Resistance	Force 5-6
Description	This design brings art and nature together, inspired by the serenity of seaside escapes. It reimagines the balance between elegance and relaxation, celebrating the beauty of outdoor living and offering moments of effortless tranquility.



Wild Luxury Original Series · Outdoor Lounge Chair

Dimension	2310*748*380 mm
Material	Imported Sunbrella Outdoor Fabric, Tiger UV-Resistant Outdoor Coating
Feature	Crafted Aluminum Extrusions
Description	With its elegant and minimalist design, this piece evokes the romance of living by the sea. Whether reclining with a book in hand or lying back to gaze at the open sky, it turns every encounter with nature into a serene and delightful experience.

OUTDOOR LIFESTYLE

Yardcom focuses on outdoor lifestyle, creating various outdoor spaces and offering five comprehensive solutions for outdoor living space.





Socializing Space

Without losing the warmth and comfort of the interior, you can chat with friends and guests in this socializing area that is full of green, enjoy the flowers and scenery with your family and spend quiet time away from the hustle and bustle to encounter beautiful life unexpectedly between nature and breeze.



Catering Space

Connecting indoor lifestyle with the nature, dining is no longer limited to indoor spaces. It can create a whole new outdoor dining experience in a relaxed, poetic atmosphere. With your family or friends, you can enjoy a drink, chat, food tasting, and the delectation of your leisure time.





Screen Series

Getting away from the hustle and bustle of the city, you can feel the outdoor beauty! In this picturesque scenery, you can explore the tranquility and romance of nature, and witness the beauty and grace of seasons. Here, it seems you can hear the whispers of the breeze and feel the breath of the earth. Time seems to slow down, immersing oneself in peace and harmony!



Sports and Fitness Space

Find a quiet place and start a yoga journey in harmony with nature to completely relax your body and mind away from the busy urban life. With the sun shining and the breeze blowing gently, feel the fresh air flowing through your body with every breath, let go of the fatigue and tediousness of life, talk to nature, and listen to the voice of your heart.




World-class quality through testing
By global professional institutions

TEST ITEM	PERFORMANCE	MODEL	TEST STANDARD	TEST VALUE
Mechanical Properties Test	Bending Performance	Universal	ASTM D6109-19 Method A Test Span:450 mm	Flexural strength (MOR):38.1 MPa Flexural Stiffness [MOE]:3995 MPa
			BS EN 15534-1.2014+A1:2017AnnexA EN 15534-4.2014 Section 4.5.2	Bending Strength:36.0MPa Modulus of elasticity:3.8GPa Maximum load. Mean:4574N Min.:4489N Deflection at 500N: Mean:0.91mm Max:0.99mm
	Surface Peeling	Universal	EN 319:1993	4.74 N/mm ²
	Falling Mass Impact Resistance	Universal	EN15534	Max Crack length(mm):No crack. Max Residual Indentation(mm):0.08
	Astm Taber Abrasion Test	Universal	ASTM D4060 1000r	40.4 mg
Temperature and Humidity test	Heat and cold resistance	Universal	-20°C to 60°C, 1000H thermocycling	No delamination
	Boiling test	Universal	120H	No delamination
	Freeze-thaw	Universal	ASTM D7032-21 Section 4.7 ASTM D6109-19 Method A	Flexural strength(MOR):41.3 MPa Increase:3.0% Flexural Stiffness(MOE):4107 MPa Increase:1.3%
	Thermal linear expansion	Universal	ASTM D696-16	36.8×10 ⁻⁶ mm/mm/°C
	Water absorption [28days immersion]	Universal	EN15534	Mean Swelling: 0.82% in thickness 0.13% in width 0.18% in length Max.Swelling: 1.05% in thickness 0.16% in width 0.24% in length Water absorption: Mean:1.72% Max :1.73%
Optical Test	UV test	Universal	ASTM G154(6000H)	E=2.15 Gray scale 4
Biological Test	Antimicrobial testing	Universal	JIS Z 2801	≥ 99%
	anti- mold	Universal	ISO 16869:2008	Rating 0
Security Test	Anti slip test	Universal	DIN 51130:2014	R10
	Anti-Flaming performance	Universal	EN13501	Class B
	Human body voltage [electrostatic characteristics]	Universal	EN 1815:2016	0.0 kV

Note: The above data are part of the experimental test data of YARDCOM.

INSTALLATION METHODS

Multiple installation combinations, supplemented by professional accessories, can meet various application scenarios.



Decking Installation

Construction Conditions

1. The ground should be hardened to be firm, clean and flat, and is equipped with a drainage system.
2. The basic drainage measures need to be determined according to the local rainfall amount, and different measures should be taken according to different rainfall: ① Reserve a drain ② Reserve drainage well ③ Foundation sloping (parallel to the direction of the keel)
3. Ensure smooth drainage, and the height of the standing water from the bottom of the decking should not be less than 80 millimeters. Avoid the part of the product that is not wrapped with a protective layer from swelling and cracking due to prolonged immersion in water.

Application Environment

1. Suitable temperature range is from 60°C to -30°C. The spacing between ground joists should be $\leq 350\text{mm}$, and the spacing between wall joists should be $\leq 500\text{mm}$. The joist weight is 0.4kg/m, with dimensions of 30*40mm.



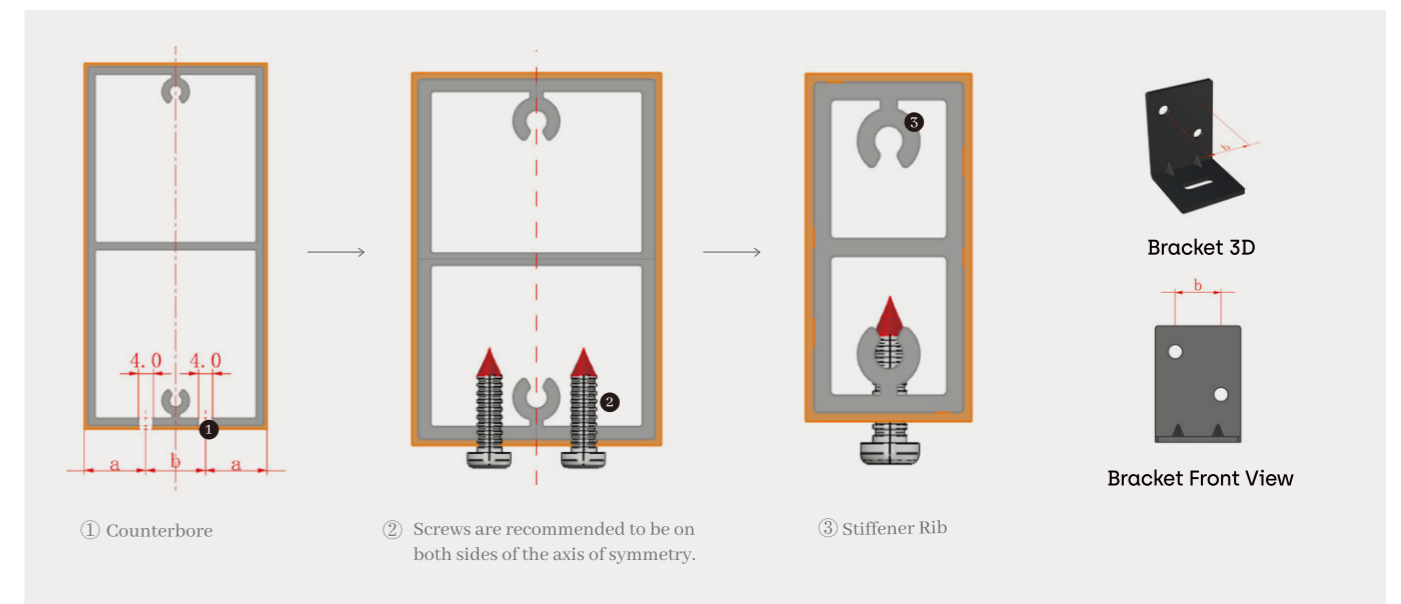
Grille Installation

1. Installation on concrete: If installed on a concrete structure, ensure that the concrete foundation on the site is flat, with a thickness of $\geq 120\text{mm}$, a concrete section width no less than 200mm, and a strength grade no less than C20.
2. Installation on Wet pasted stone/other decorative surface: If installed on wet pasted stone or other decorative surfaces, the thickness of the decorative surface layer to the concrete surface should not exceed 50mm, and the flatness of the stone surface should be the same as that of the concrete.
3. Installation on Steel structure: If directly nailed and installed on the steel structure, the wall thickness of the steel structure at the installation position should not be less than 3mm.
4. Attention: Grille supports should not be placed on other maintenance structures, such as doors and windows, dry hanging stone, aluminum panels, etc.

Installation Combination Method



Square Tube Hole Drilling Installation Method



Screen Installation

Ground installation requirements


1. Before installation, ensure that the concrete foundation of the site flat, with a thickness $\geq 120\text{mm}$, a plane size no less than $300*300\text{mm}$, and a concrete grade no less than C20.
2. Wet pasted stone Floor: If set on Wet pasted stone or other decorative surfaces, the thickness from the decorative layer to the concrete surface should not exceed 50mm, and the stone surface's flatness should match the levelness of the aforementioned concrete.
3. Steel Structure : If directly nailed to a steel structure, the steel structure thickness at the installation location should not be less than 3mm; the partition supports should not be set on other protective structures such as doors, windows, dry hanging stone, aluminum panels, etc.

Fixed Fixed-installation Method

1. Position the screen, and determine the positions for the floor and ceiling expansion bolt holes based on the reserved craft holes.
2. Adjust the screen to ensure it is level and plumb.
3. Secure the screen with expansion bolts and fixing screws, then cover the holes with accessory covers to complete the installation.

Installation Of Screens

1. Position the screen, and drill a $\Phi 50\text{mm}$ hole to a depth of 60mm on the concrete floor to install the pneumatic floor spring with the matched expansion screws.
2. Insert the top shaft into the upper arm of the screen, and the hole of the lower arm is perpendicular to the ground spring.
3. The upper beam is marked with screw holes according to the position of the upper top shaft.
4. Rotate the screen by 90° and secure the top shaft with screws.
5. Return the screen to its original position to complete the installation.



Fence Installation

Concrete Floor

1. Before installation, ensure that the concrete foundation of the site flat, with a thickness $\geq 120\text{mm}$, a plane size no less than $300*300\text{mm}$, and a concrete grade no less than C20.
2. The flatness of the concrete base requires that the center of the support is the original location, and the height difference of the concrete surface within 300mm is not more than 3mm.
3. The height difference between two adjacent supports should not be greater than 5mm.

Wet-pasted Stone Floor

1. If the support is set on wet-pasted stone or other decorative surfaces, the thickness of the decorative surface layer to the concrete surface should not exceed 50mm.
2. The flatness of the stone surface is level with the flatness of the concrete surface.

Gate Installation

Installation Requirements

1. Before installation, ensure that the concrete foundation is flat, with a thickness of at least 150mm, and the space size is not smaller than 410*410mm. The concrete grade should not be lower than C20.
2. The concrete base flatness requirement is that within a 300mm distance from the center of the support, the height difference on the concrete surface should not exceed 3mm.
3. The height difference between two adjacent supports should not exceed 5mm.

Wet-pasted Stone Surface

1. If the support is set on wet-pasted stone or other decorative surfaces, the thickness of the decorative surface to the concrete surface should not exceed 50mm.
2. The flatness of the stone surface is level with the flatness of the concrete surface.



Pergola Installation

Concrete Base

Ensuring the concrete foundation is level with a thickness of at least 120mm before installation, the ground size is no less than 300*300mm, and the concrete grade is no lower than C20.

Attentions

1. Taking the center of the support as the origin, the height difference of concrete surface within 410mm is not more than 3mm.
2. The height difference between two adjacent supports across the long span should not exceed 15mm, and the height difference between two adjacent supports across the short span should not exceed 10mm.




Project References

Multiple installation combinations, supplemented by professional accessories, can meet various application scenarios.











For your better Outdoor living

We are dedicated to create exceptional outdoor living spaces with outstanding design and thoughtful service. For Yardcom, courtyard isn't just an extension of your home—it's a place where nature and living come together in harmony. By blending nature, art, and social connection, we hope to make courtyard a place for special moments of your life, bringing families closer and offering a sense of peace and inspiration.

